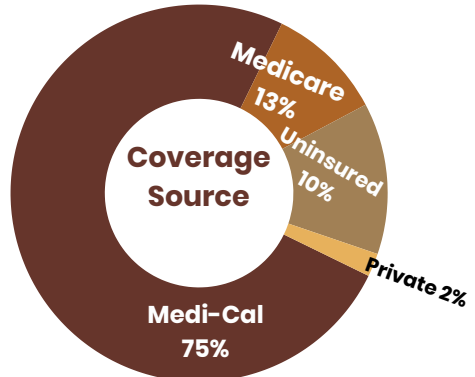
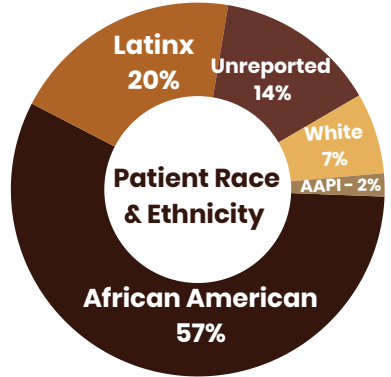
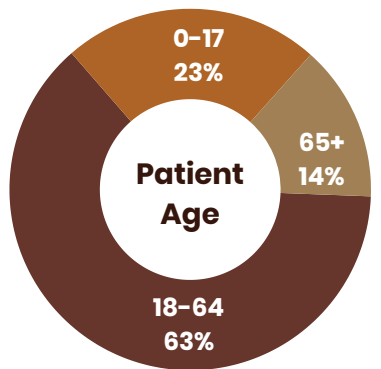
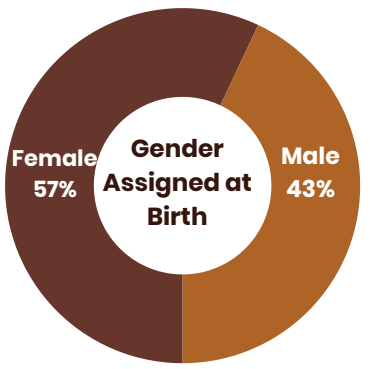
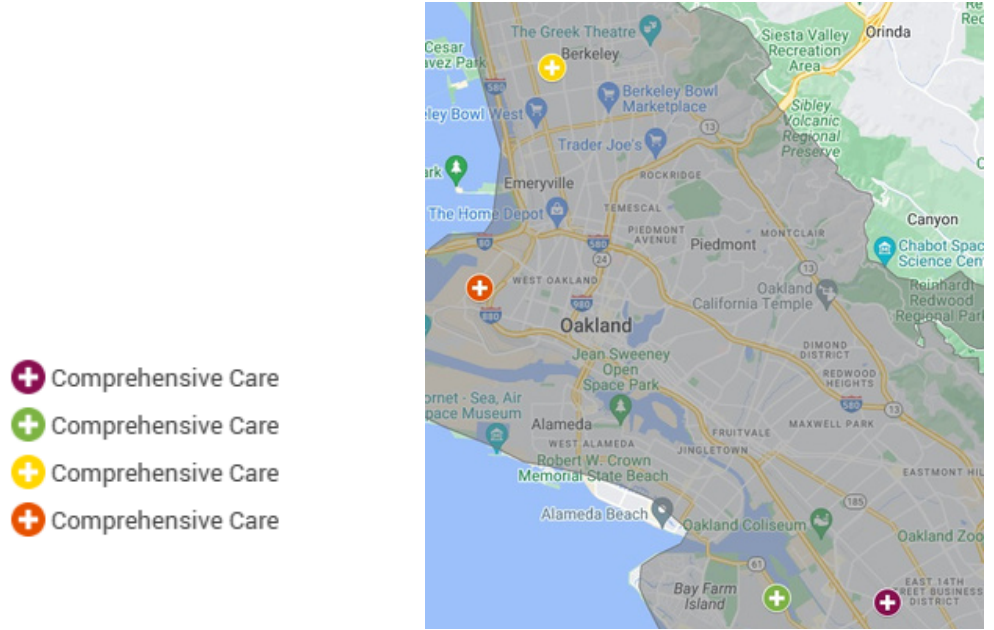





To learn more about Baywell Health and the services they provide, please visit them on their website:
<https://baywellhealth.org/>

Top 3 cities served	#Patients
Oakland	4,168
Berkeley	1,531
Emeryville	346



Administrative Office
 700 Adeline Street
 Oakland, CA 94607
 510.835.9610
baywellhealth.org

Source: 2023 Uniform Data System, HRSA, US Department of Health and Human Services
 Baywell Health is a member of the Alameda Health Consortium and Community Health Center Network

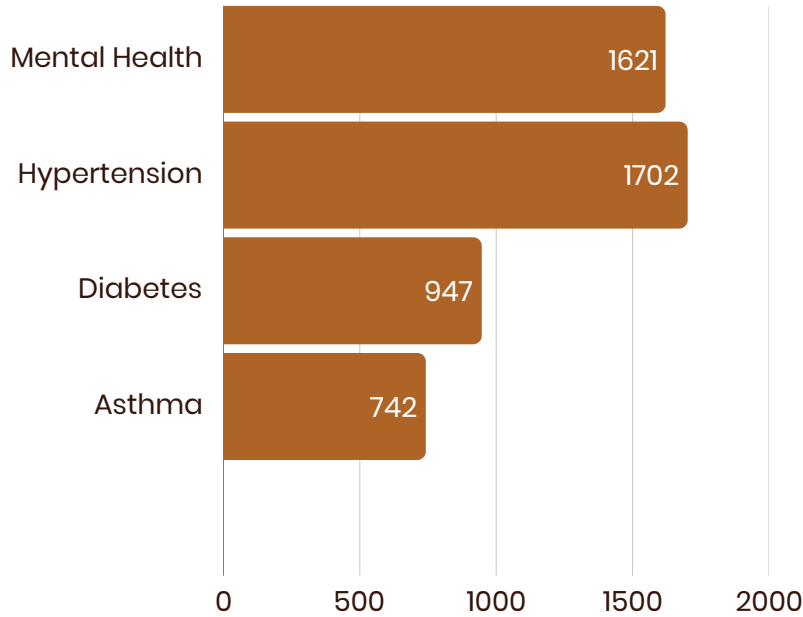
BAYWELL HEALTH

Health Center Patient Demographics Cont.

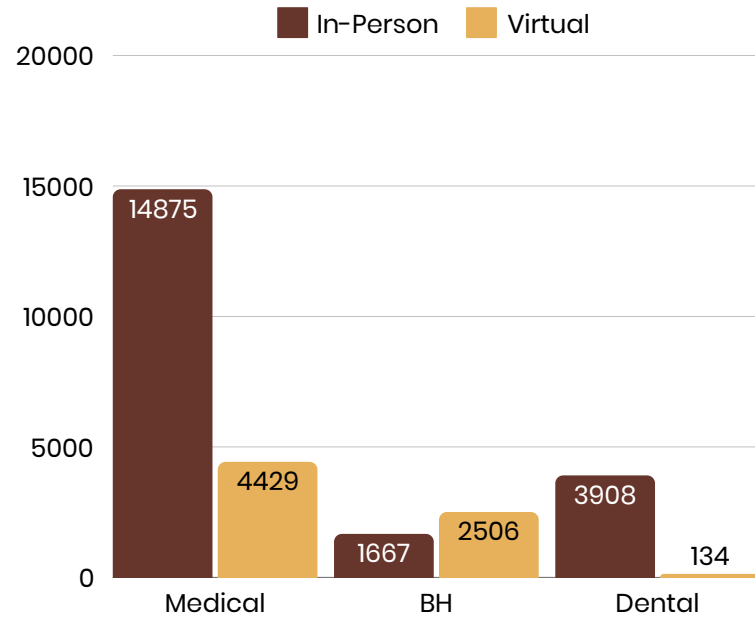
Visits:

In 2023 Baywell Health provided more than 34,000 patient visits. Many of these visits addressed complex medical and behavioral needs, with patients accessing care an average of 5 visits in the year for a range of services, including: medical, dental, mental health, community health education and other patient services, both in clinic and virtually.

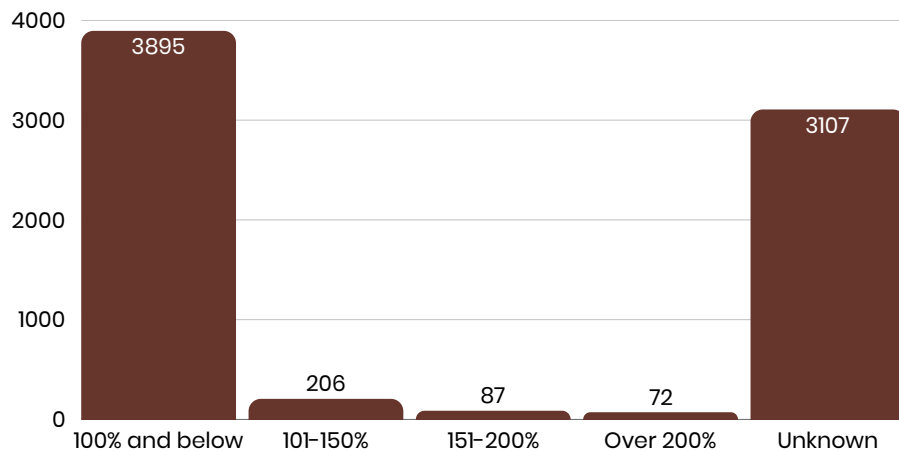
7,367 Patients Served in 2023







34,103 Patient Visits in 2023



Income as Percent of Poverty Guidelines



Additional Conditions

- 
59 Patients Diagnosed with COVID
- 
147 Unhoused Patients
- 
139 Prenatal Patients
- 
791 Patients with Substance Use Disorder



Site Name	Address	City	Zip	Type of Clinic
Albert J. Thomas Medical Clinic	110615 E. 14th Street	Oakland	94621	Comprehensive Care
East Oakland Health Center	7450 International Blvd	Oakland	94621	Comprehensive Care
William Byran Rumford Medical Clinic	2960 Sacramento Street	Berkeley	94710	Comprehensive Care
West Oakland Health Center	700 Adeline Street	Oakland	94607	Comprehensive Care