



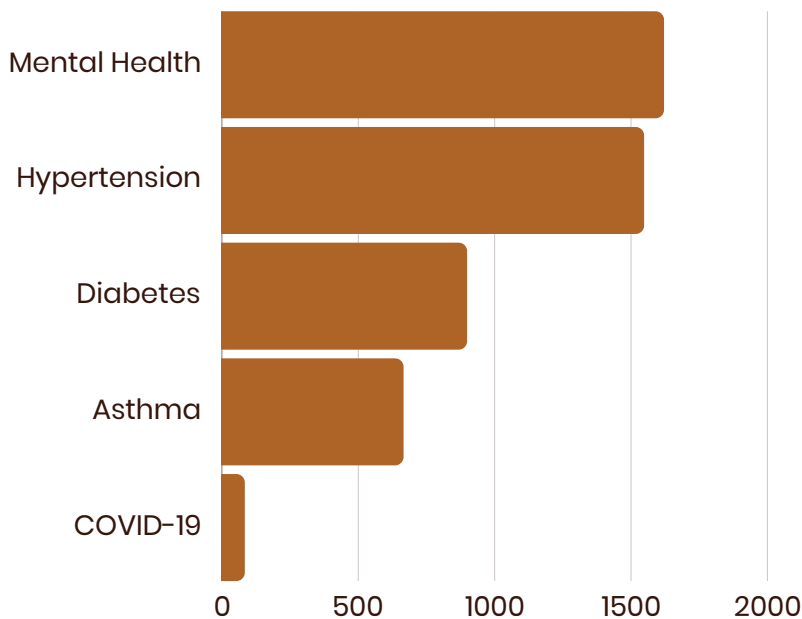
BAYWELL HEALTH

Health Center Patient Demographics

Purpose Statement:

To be the trusted hub of community health care advancing the Bay Area's Black community's health and dignity. We strive to improve the health and socioeconomic status of our community by providing the highest quality of preventative care and treatment for our diverse neighbors throughout the East Bay.

6,974 Patients Served in 2022



Additional Conditions



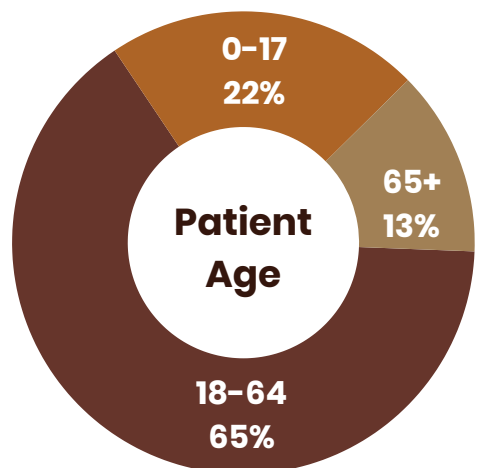
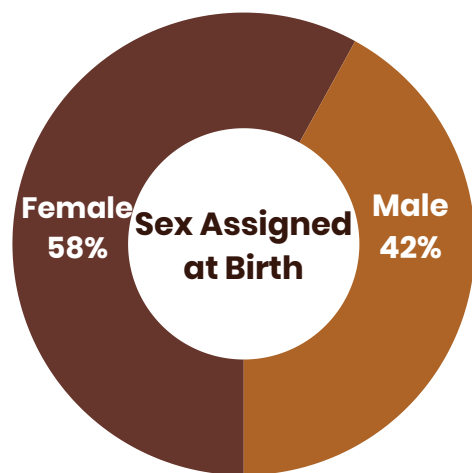
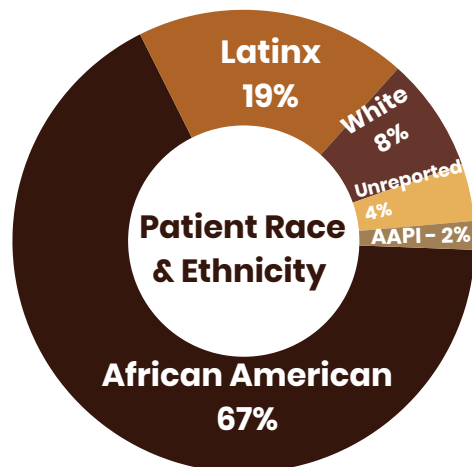
771 Substance Use Disorder Patients



170 Unhoused Patients



122 Prenatal Patients



Baywell Health is a member of the Alameda Health Consortium and Community Health Center Network

Source: 2022 Uniform Data System, HRSA, US Department of Health and Human Services

Administrative Office
700 Adeline Street
Oakland, CA 94607
510.835.9610
baywell.org



BAYWELL HEALTH

Health Center Patient Demographics

Visits:

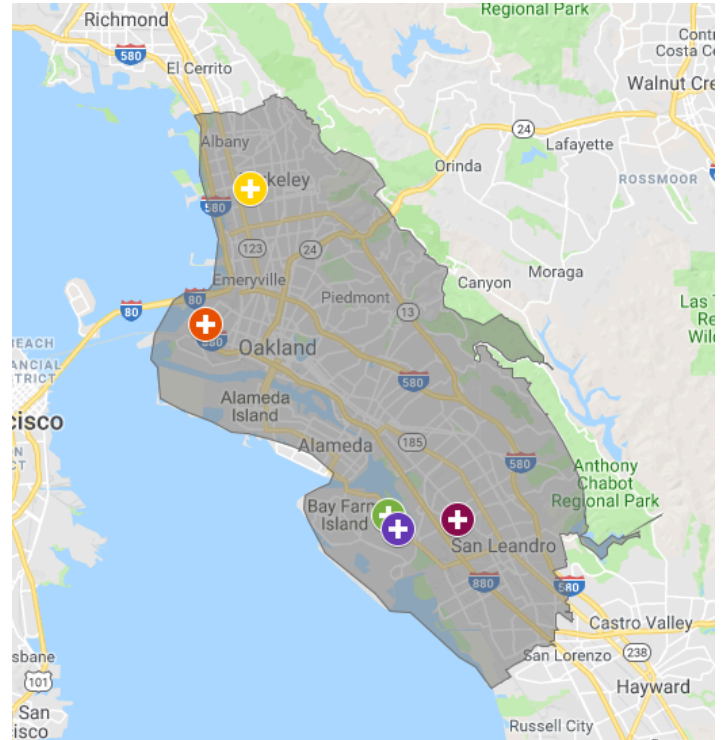
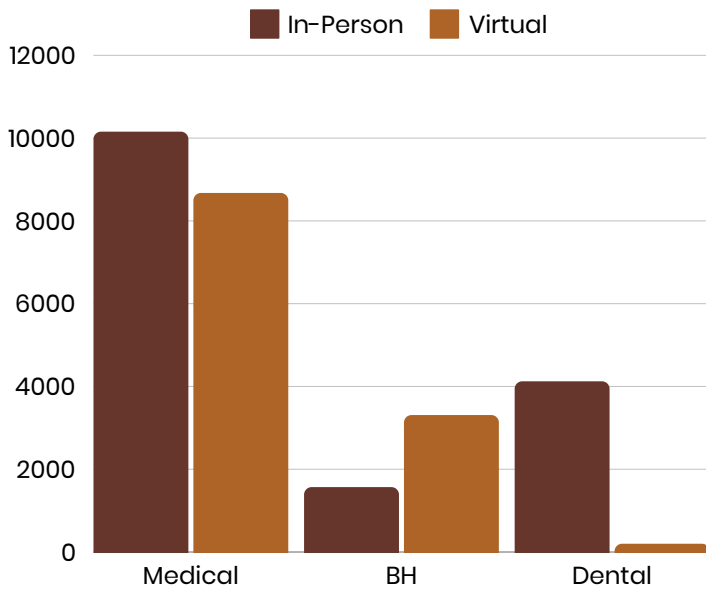
In 2022 Baywell Health provided more than 35,600 patient visits. Many of these visits addressed complex medical and behavioral needs, with patients accessing care an average of 5 visits in the year for a range of services, including: medical, dental, mental health, community health education and other patient services both in-clinic and virtually. You can learn more about Baywell [HERE](#).

Top 3 cities served

#Patients

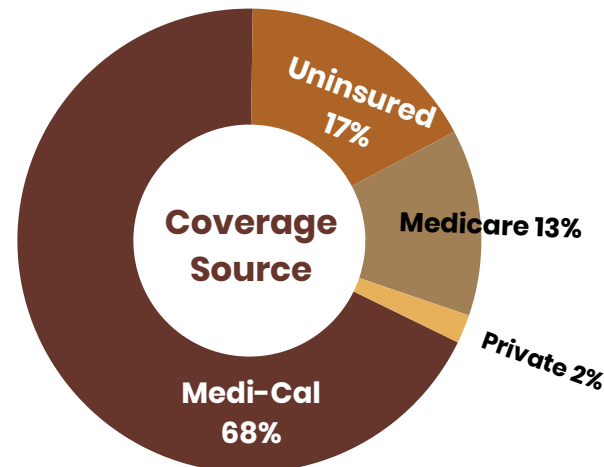
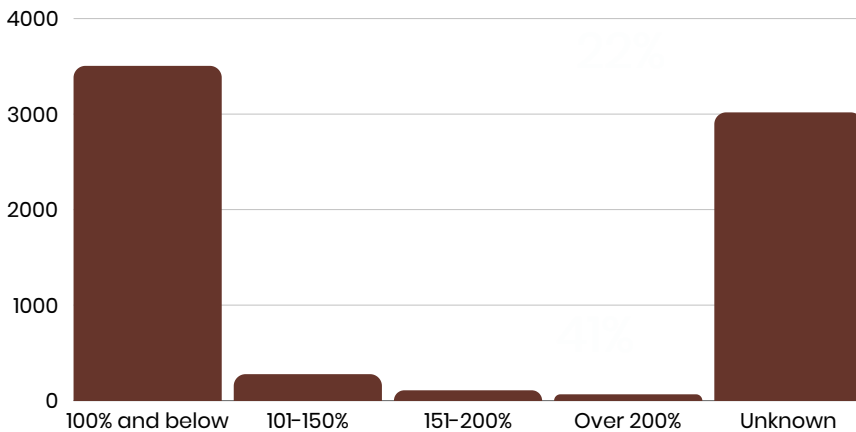
Oakland	→	5,341
Emeryville	→	361
Berkeley	→	230

35,628 Patient Visits in 2022



- + Comprehensive Care
- + Comprehensive Care
- + Behavioral Health
- + Comprehensive Care
- + Comprehensive Care

Income as Percent of Poverty Guidelines



Administrative Office
 700 Adeline Street
 Oakland, CA 94607
 510.835.9610
baywellhealth.org